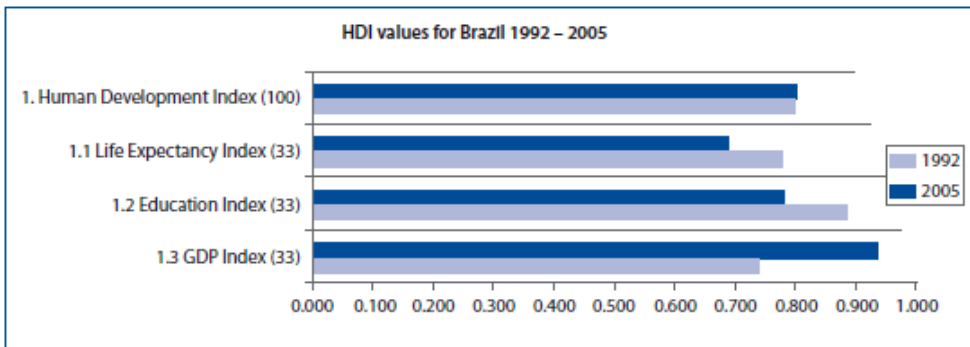
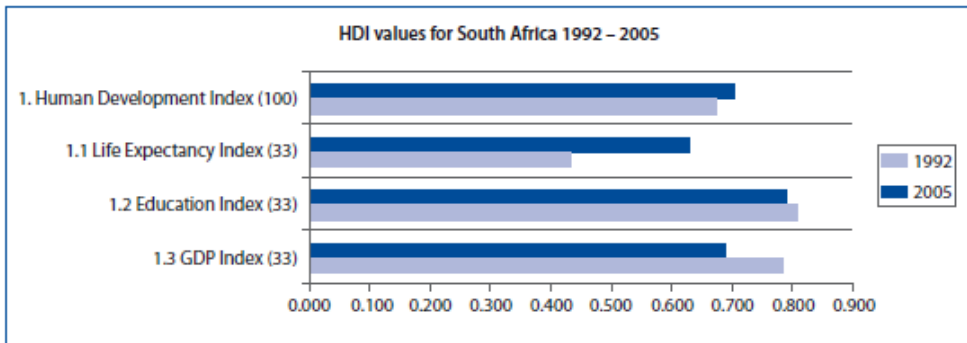


Question 1

Study the bar graphs below and answer the questions that follow



Source: Human Resource Development Strategy for South Africa, 2010 - 2030

- 1.1 Define the term HDI giving its three constituent parts. (8)
- 1.2 Compare the changes in HDI of SA and Brazil in the two years shown. Give the values for the HDI in 2005. (8)
- 1.3 Explain what has caused the change in South Africa's HDI and give the reason for this. (4)
- 1.4 Say in which aspects of the HDI has each country improved the most? (4)

TOTAL: 24 marks

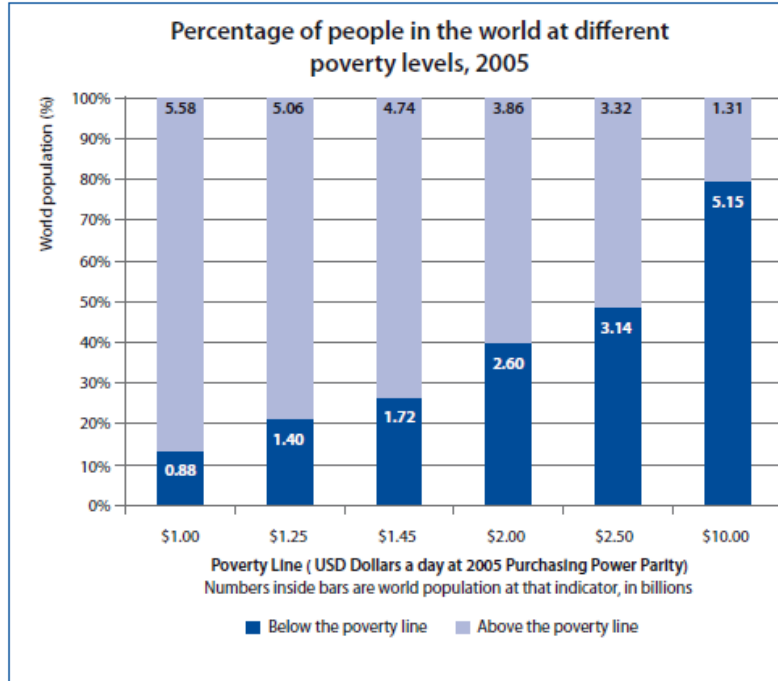
Question 2

Answer these questions:

- 1 Assume a country has 150 units of currency (coins of the same value) and that during a year, the people of the country use each coin five times on average to finance 200 transactions. Calculate the average price of the above by using the quantity theory. (8)
- 2 If you deposit R5 000 and the cash reserve requirement is 5%, calculate the total credit creation? (6)

TOTAL: 14 marks

Question 3



Study the bar graph alongside and answer the questions that follow

- 2.1 Define the term poverty line. (2)
- 2.2 Explain why the number of people living below the poverty line increases across the six columns. (4)
- 2.3 Give the percentage of the world population living on less than \$1.00 per day. (2)
- 2.4 Give the percentage of the world population living on less than \$2.50 per day. (2)
- 2.5 Calculate the total population of the world in 2005. (2)

TOTAL: 12 marks

Question 4

Study the cartoon below and answer the questions that follow:



- 3.1 Define the word 'money'. (2)
- 3.2 Explain what the woman means by "You have to spend money to make money". (2)
- 3.3 Give reasons why Walter hates it. (2)
- 3.4 Name four different instruments that the woman can use to buy goods or services. (8)

TOTAL: 14 marks